



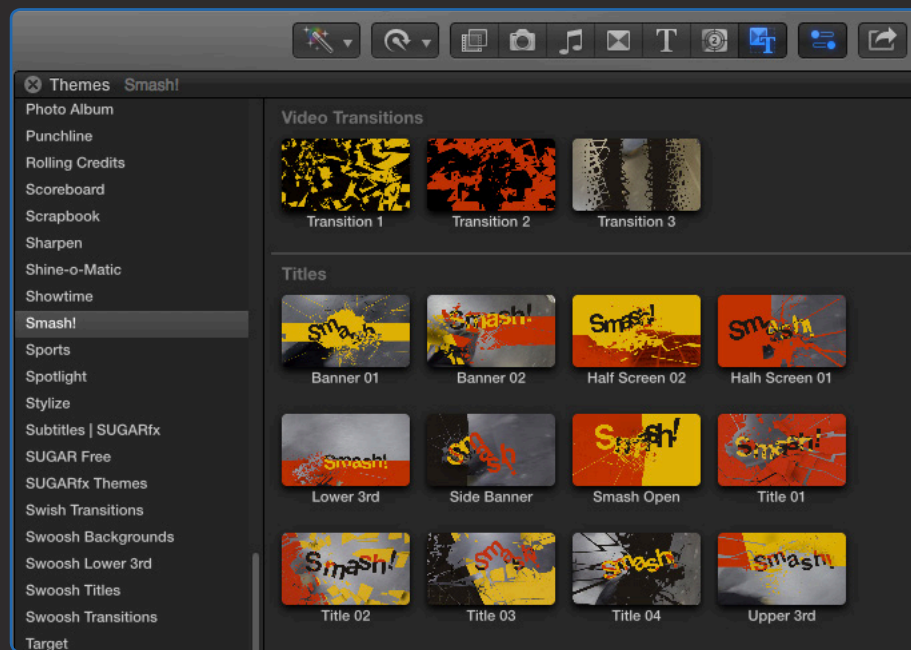
SUGARfx
Smash!

Description

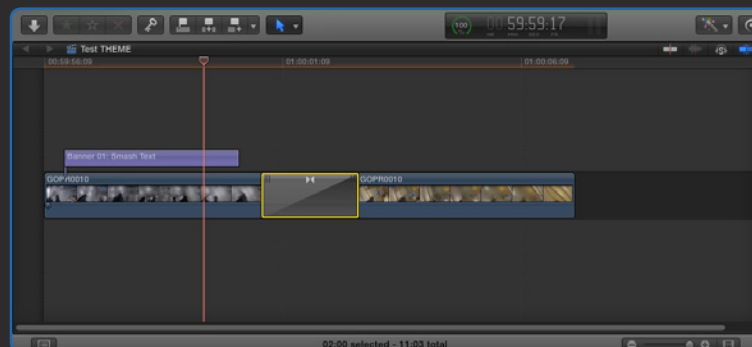
SUGARfx Smash! is a theme template that provides several elements that remain unified by its design and animation.

Smash! includes several ready to use elements, among them you will find an Open, a set of 2 banners, half-screen title elements, 4 different titles, 2 identifier thirds and 3 transitions.

Smash! can be found in the Titles browser, the Transitions browser, or better yet under the **Smash!** category in the Themes browser.

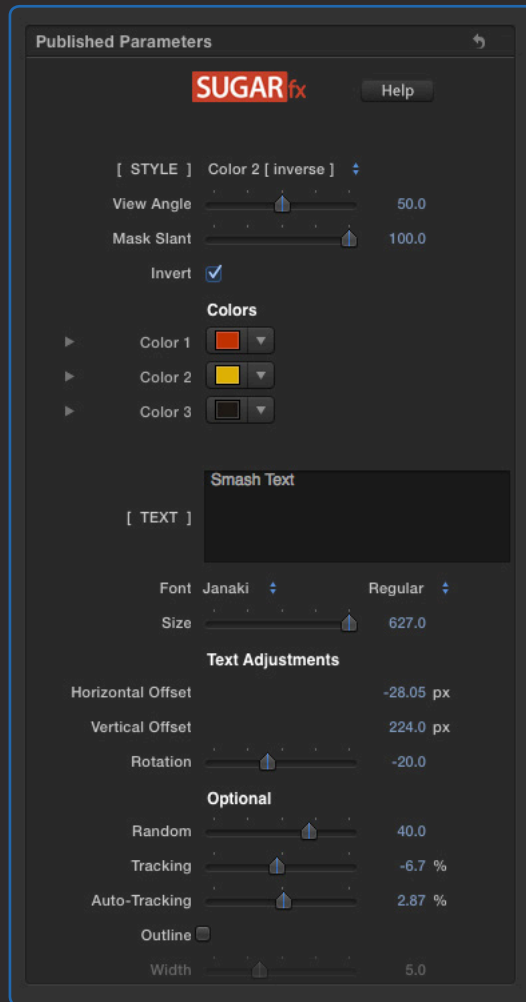


Smash! was developed for Final Cut Pro X exclusively, therefore the Titles elements are to be placed on top of your footage in the timeline and the transitions between the cuts of two video clips.



Parameters

The parameters of most of the Smash! elements include:



SUGARfx Logo / Help Button : Get access to the User Manual by clicking on the [SUGARfx logo](#).

[STYLE] : Choose from several styles provided on each template, either by color or in reverse.



View Angle / Position : Some templates may include a View Angle that refers to the rotation or perspective of the smashed pieces, or the position of the element on the screen.

Mask Slant : If the element uses a mask to transition in and out, the angle of this mask can be changed by using this slider control.

Invert : Some elements may offer the use of mirror flipping or inverting of the whole element on the screen to provide variety.

Colors

Color 1, 2 and 3 : Use these color wells to change the color palette of your theme.

Text

[TEXT] : Type the text message here.

Font : A drop-down menu to select the font of your choice.

Size : A slider that control the size of your text message. Push the value beyond the slider limits to get a larger size on your text.

Text Adjustments

Horizontal Offset : To move the text element in a horizontal direction.

Vertical Offset : To move the text element in a vertical direction.

Rotation : A slider to control the angle of rotation of the whole text element.

Optional

Random : Use this parameter to add randomness in the negative or positive values for the effect of scattered letters at the beginning of the smashing behavior.

Tracking : This refers to the tracking values for when the text is fully readable at the end of the animated element. Move the timeline to the are near the end of the animation to tweak this parameter correctly.

Auto-Tracking : This parameter refers to the type of animation being applied to the separation of the letters. Use a negative value to animate from a tight separation to the normal tracking value, or use a positive value to animate from a loose separation into the normal tracking value.

Outline : A button that enables the outline of the text.



Width : This is available only if the **Outline** parameter is enabled and provides a slider to change the width of the outline.

